

A collection of polypropylene chairs, with and without upholstery, designed for multiple functions thanks to their accessories. Available in many colors of both frame and shell. With its sober shapes, this model is ideal for training rooms, waiting areas, canteens and home offices.

COMPONENTS



F01 (SWIVEL TASK CHAIR)

SWIVEL BASE

-(PLN2) Black nylon base, 640 mm diameter, 5 spokes.

WHEELS

Black nylon castors (50mm diameter) with galvanized quick-fitting steel pin. Rubberized wheels optional.

(OPTIONAL) Polyamide feet interchangeable with the wheels with the same pin for fixing to the base.

ELEVATION

All the gas columns comply with the DIN 4550 standard and exceed the 4th level.

SEAT AND BACKREST

Made of black polypropylene.

PADDED SEAT AND BACKREST

Supporting structure made of black polypropylene, covered with mm 15thick non-deformable polyurethane expanded rubber with density 30 kg/m³.

MECHANISM

-(G2) Plate for height adjustment with a GAS pump.

With this mechanism you can:

-- adjust the height of the gas piston with lateral lever;

-- rotate the seat 360°;

ARMRESTS

-(BFA) Fixed shaped armrest made of black cast aluminum frame Ø20mm painted in black color and tip-up pad in black polypropylene.

UPHOLSTERY

Finishes and colors available in the LAS Colors Samples Card.

DIMENSIONS




UPHOLSTERY	FEATURES	AVAILABILITY
Poli		■
Ecopelle		■
Crepe		■
Stretch		■
Melange		■
Trevi		■
Lana		
Crazy by Flukso		
Chili by Gabriel		
Taylor by Flukso		
Go Check by Gabriel		
Crisp by Gabriel		
Pelle		
Customer fabric		■


T1_Tecnopolimeri

MOD. F01

Sedili e schienali in polipropilene | Seats and backrest in polypropylene | Assise et dossier en polypropylène




912 - Bianco
White | Blanc
(RAL 9003)



913 - Rosso
Red | Rouge
(RAL 3000)



940 - Verde
Green | Vert
(PANTONE 7495EC)



950 - Nero
Black | Noir



SHIPPING SPECIFICATION	TECHNICAL FEATURES	FIRE-RETARDANT TEST	FABRIC RESISTANCE TEST
Swivel task chair <ul style="list-style-type: none">• Colli 1• m³ 0,044• Kg 10	Fabric used mtl 0,55 h.140	For specification, please you see the color samples card. Contact us for more information.	For specification, please you see the color samples card. Contact us for more information.
Set of 2 armrests <ul style="list-style-type: none">• Colli 1• m³ 0,012• Kg 2			



USE AND MAINTENANCE

GENERAL INFORMATION

Do not expose the seating to direct sunlight and keep it at least 30 cm from any heat source;
Do not sit with abrasive accessories, sharp objects in your pocket or jacket (keys, buttons, zippers, etc.) that may damage the fabric.
Fabrics can fade. It may happen that under certain circumstances, colored clothes or jeans may stain the upholstery.
Furthermore, the light colors of the fabrics and leathers are more susceptible to getting dirty.
Choose the correct wheels for the type of floor on which the chair will be used.
Rigid wheels on carpets or rugs (TYPE H) Soft wheels on hard ground: marble, tiles, ... etc.
Wheels should be cleaned from time to time with gauze to remove fluff and dust.

USE

This product is for indoor use only. The chair must be used in compliance with the aim for which it has been projected (office swivel chair) and with diligence. Improper use (e.g. climbing the chair with feet) may cause instability, falling down and/or serious injury to persons and objects.
Do not modify the chair in a way that could compromise its stability. Gas column substitution or reparation must be performed by trained staff only.

CLEANING AND MAINTENANCE

As a general rule, we recommend using cleaning products that do not harm the environment.
Follow the manufacturer's instructions for cleaning products.
Before cleaning stains, try, as far as possible, to perform a test on a hidden area.

FABRICS

POLI - CREPE - TREVI - STRETCH - MELANGE – LANA - CRISP

For normal maintenance and cleaning, use the vacuum cleaner with smooth spout regularly, don't brush.

TAYLOR F.R.

Use the smooth spout vacuum cleaner regularly without brushing.
Immediately remove food residues and any oil, milk and drink stains.
Dab quickly with absorbent paper and brush gently with water and neutral soap or 20% water and alcohol solution. **GENERAL WARNINGS**
The remedies indicated are effective in 90% of cases. The lack of timeliness in the action makes the cleaning less effective, resulting in the permanence of halos.

GO CHECK – CHILI - RETE ROUND – RETE BREAK – RETE GABRIEL

Use the smooth spout vacuum cleaner regularly without brushing. Immediately remove food residues and any oil, milk and drink stains.
Dab quickly with absorbent paper and wipe gently with water and neutral soap using a clean white cotton cloth.

ECOPELLE - CRAZY

Immediately absorb the stain with absorbent paper, then wipe with a damp cloth and neutral soap.
Dry immediately after treatment. Do not rub, but dab gently from the edges towards the center of the stain. Repeat the operation if necessary.
Absolutely avoid the use of products containing any type of solvents, bleaches, alcohol, chemical detergents and polishing sprays.

PELLE (REAL LEATHER)

Possible leather scratches and marks are not to be considered imperfections but a guarantee of its quality and authenticity.
Slight differences between dyeing lots are considered normal. For a normal cleaning, sprinkle with a soft, dry white cloth.
Any stains can be removed using a white cloth dampened with water and neutral soap.
After cleaning carefully, pass a damp cloth soaked in water, so as to remove any residue of detergent.
Dry immediately after treatment. Do not rub, but dab gently from the edges towards the center of the stain.
Do not dry in direct sunlight or with hair dryer.

METALS (STEEL OR ALUMINIUM)

To preserve the brilliant Chrome finish, regularly wipe with a soft clean cloth using only mild soap and water.
Do not use solvents or acids. Dry with a dry cotton cloth.
Polished aluminium undergoes a natural oxidation process, any stains can be removed using a soft wax suitable for metals.

PLASTIC MATERIAL

For normal maintenance and cleaning use a soft clean cloth with water and neutral soap.
Dry with a cotton cloth. Avoid using solvents.

PHASING OUT AND DISPOSAL OF THE PRODUCT

- At the end of their life cycle, the materials must not be left lying around in nature but consigned to the authorized disposal centers.



WARRANTY

The original buyer of LAS MOBILI s.r.l. chair unit is covered by a 5 (five) year warranty, starting from the day of purchase, with the following exceptions.

Exposed parts such as:

Covering warranty 3 (three) years

Padding warranty 2 (two) years

The LAS MOBILI s.r.l. warranty is expressly restricted to the replacement of parts and components of the chair.

For all other aspects consult the current price list

LAS MOBILI s.r.l.

Via dell'Industria, 81
64018 Tortoreto (TE) – Italy
Tel. +39 0861 7831
Fax +39 0861 786851
las@las.it – www.las.it

Since the Company is constantly committed to the improvement of its products, all descriptions, dimensions, indications etc. shown on this sheet are to be considered indicative. They can therefore be subject to change without notice and without this implying any responsibility on our part or that of our dealers.