

The F01 collection is completed by the bar-mounted version, from two to four seats, with two options for the base element: "V-shaped", in nylon and "Y-shaped" in die-cast aluminium. Both solutions offer an alternative design of this bench, enhancing its versatility.

COMPONENTS



F01 (BENCHES)

BEAM

Structural beam made of rectangular metal tubular 80x40 mm, painted in black color, with brackets made of metal sheet 1,5 mm thick.

POLYMER TERMINAL LEGS

With inverted "V" shape in black printed nylon PA6. The feet are made of black plastic material.

METAL TERMINAL LEGS

"Y" shaped chromed legs. Feet made of black plastic.

SEAT AND BACKREST

Made of polypropylene, available in the colors: white, red, green and black. In the version with cushions, the seat and the backrest are always in black color.

PADDED SEAT AND BACKREST

Supporting structure made of black polypropylene, covered with mm 15thick non-deformable polyurethane expanded rubber with density 30 kg/m³.



ARMRESTS

-(BFA) Fixed shaped armrest made of black cast aluminum frame Ø20mm, painted in black color and tilting pad in black polypropylene.

TABLE












Made from 500x500x18 mm thick melamine particleboard panel, available in black color, with edging of ABS thick mm2, in the same color as the surface.



UPHOLSTERY

Finishes and colors available in the LAS Colors Samples Card.



| UPHOLSTERY | FEATURES | AVAILABILITY |
|---------------------|---|--------------|
| Poli |  | ■ |
| Ecopelle |  | ■ |
| Crepe |  | ■ |
| Stretch |  | ■ |
| Melange |  | ■ |
| Trevi |  | ■ |
| Lana | | |
| Crazy by Flukso |  | |
| Chili by Gabriel |  | |
| Taylor by Flukso |  | |
| Go Check by Gabriel |  | |
| Crisp by Gabriel |  | |
| Pelle | | |
| Customer fabric | | ■ |

T1_Tecnopolimeri

MOD. F01

Sedili e schienali in polipropilene | Seats and backrest in polypropylene | Assise et dossier en polypropylene

| | | | |
|---|---|--|---|
|  |  |  |  |
| 912 - Bianco White Blanc (RAL 9003) | 913 - Rosso Red Rouge (RAL 3000) | 940 - Verde Green Vert (PANTONE 7495EC) | 950 - Nero Black Noir |



USE AND MAINTENANCE

GENERAL INFORMATION

Do not expose the seating to direct sunlight and keep it at least 30 cm from any heat source;
Do not sit with abrasive accessories, sharp objects in your pocket or jacket (keys, buttons, zippers, etc.) that may damage the fabric.
Fabrics can fade. It may happen that under certain circumstances, colored clothes or jeans may stain the upholstery.
Furthermore, the light colors of the fabrics and leathers are more susceptible to getting dirty.
Choose the correct wheels for the type of floor on which the chair will be used.
Rigid wheels on carpets or rugs (TYPE H) Soft wheels on hard ground: marble, tiles, ... etc.
Wheels should be cleaned from time to time with gauze to remove fluff and dust.

USE

This product is for indoor use only. The chair must be used in compliance with the aim for which it has been projected (office swivel chair) and with diligence. Improper use (e.g. climbing the chair with feet) may cause instability, falling down and/or serious injury to persons and objects.
Do not modify the chair in a way that could compromise its stability. Gas column substitution or reparation must be performed by trained staff only.

CLEANING AND MAINTENANCE

As a general rule, we recommend using cleaning products that do not harm the environment.
Follow the manufacturer's instructions for cleaning products.
Before cleaning stains, try, as far as possible, to perform a test on a hidden area.

FABRICS

POLI - CREPE - TREVI - STRETCH - MELANGE – LANA - CRISP

For normal maintenance and cleaning, use the vacuum cleaner with smooth spout regularly, don't brush.

TAYLOR F.R.

Use the smooth spout vacuum cleaner regularly without brushing.

Immediately remove food residues and any oil, milk and drink stains.

Dab quickly with absorbent paper and brush gently with water and neutral soap or 20% water and alcohol solution. GENERAL WARNINGS

The remedies indicated are effective in 90% of cases. The lack of timeliness in the action makes the cleaning less effective, resulting in the permanence of halos.

GO CHECK – CHILI - RETE ROUND – RETE BREAK – RETE GABRIEL

Use the smooth spout vacuum cleaner regularly without brushing. Immediately remove food residues and any oil, milk and drink stains.

Dab quickly with absorbent paper and wipe gently with water and neutral soap using a clean white cotton cloth.

ECOPELLE - CRAZY

Immediately absorb the stain with absorbent paper, then wipe with a damp cloth and neutral soap.

Dry immediately after treatment. Do not rub, but dab gently from the edges towards the center of the stain. Repeat the operation if necessary.

Absolutely avoid the use of products containing any type of solvents, bleaches, alcohol, chemical detergents and polishing sprays.

PELLE (REAL LEATHER)

Possible leather scratches and marks are not to be considered imperfections but a guarantee of its quality and authenticity.

Slight differences between dyeing lots are considered normal. For a normal cleaning, sprinkle with a soft, dry white cloth.

Any stains can be removed using a white cloth dampened with water and neutral soap.

After cleaning carefully, pass a damp cloth soaked in water, so as to remove any residue of detergent.

Dry immediately after treatment. Do not rub, but dab gently from the edges towards the center of the stain.

Do not dry in direct sunlight or with hair dryer.

METALS (STEEL OR ALUMINIUM)

To preserve the brilliant Chrome finish, regularly wipe with a soft clean cloth using only mild soap and water.

Do not use solvents or acids. Dry with a dry cotton cloth.

Polished aluminium undergoes a natural oxidation process, any stains can be removed using a soft wax suitable for metals.

PLASTIC MATERIAL

For normal maintenance and cleaning use a soft clean cloth with water and neutral soap.

Dry with a cotton cloth. Avoid using solvents.

PHASING OUT AND DISPOSAL OF THE PRODUCT

- At the end of their life cycle, the materials must not be left lying around in nature but consigned to the authorized disposal centers.



WARRANTY

The original buyer of LAS MOBILI s.r.l. chair unit is covered by a 5 (five) year warranty, starting from the day of purchase, with the following exceptions.

Exposed parts such as:

Covering warranty 3 (three) years

Padding warranty 2 (two) years

The LAS MOBILI s.r.l. warranty is expressly restricted to the replacement of parts and components of the chair.

For all other aspects consult the current price list

LAS MOBILI s.r.l.

Via dell'Industria, 81
64018 Tortoreto (TE) – Italy
Tel. +39 0861 7831
Fax +39 0861 786851
las@las.it – www.las.it

Since the Company is constantly committed to the improvement of its products, all descriptions, dimensions, indications etc. shown on this sheet are to be considered indicative. They can therefore be subject to change without notice and without this implying any responsibility on our part or that of our dealers.