

An integrated system of tops, seats and acoustic screens that meets the needs of modern office operations. Innovative design solutions where meetings, computer work, breaks and waiting take place in private and performing spaces.

COMPONENTS

FLAGS (SMART OFFICE)

POUF , ARMCHAIR, 2-SEAT SOFA.

DIMENSIONS:

POUF : w 63 x d 63 x h 45 cms

ARMCHAIR: w 68 x d 70 x h 45-81 cms

2-SEAT SOFA: w 138 x d 70 x h 45-81 cms

DESCRIPTION:

The body of the chair is "monoblock" and it is totally made of polyurethane foam with density 60-70 kg m³.

The polyurethane is fire retardant Class 1.

The chair is forced inside with a metal frame stiffening, set up for attachment of adjustable feet and devices connecting with other elements of the system.

The body of the chair is equipped with levelling feet.

The upholstery is available in fabrics:

- STRETCH
- MELANGE
- LANA
- BICOLOR LANA
- CHILI
- TAYLOR F.R.
- GO CHECK
- CRISP

Fire reaction : Class 1 IM



DIVIDING PANELS

DIMENSIONS:

LINEAR MEDIUM PANELS : w 70/120/140 x h 146 x th.5 cms

MEDIUM SHAPED SIDE PANEL : w 80 x h 141 x th.5 cms

LOW PANELS : w 75 x h 76 x th.5 cms

DESCRIPTION :

The body of the panel is "monoblock", it is made of polyurethane foam with density 60-70 kg m³.

The polyurethane is fire retardant Class 1.

The panel is forced inside with a metal frame stiffening, set up for attachment of adjustable feet and devices connecting with other elements of the system.





The panels are equipped with levelling feet. The panels are set up for fixing brackets that support integrated tops and chairs with use of threaded bushes pitch 6 drowned in the foam and hidden by the upholstery.

The bushes are identified and brought to sight by means of incision of outer upholstery during the assembling of the configuration.

The LATERAL SHAPED PANEL and LOW PANELS are set up for fixing to the side of the chairs (armchair, sofa, pouf) through bayonet joint with self centering metal plate.

The upholstery is available in 3 variants:

- STRETCH

- LANA

Fire reaction : Class 1

CONNECTIONS BETWEEN PANELS:

The linear connection at 90°, at 3-4-ways has a locking system based on telescope couplings in nickel turned steel fixed on striking pins contained in side uprights of lateral panels. All the structure is made solid with use of grub screws with metric pitch.

WORK AND CONSULTATION TOPS.

DIMENSIONS:

ANGULAR SHELF : w 44 x d 44 x Th.1,8

cms>positioned at h 73 posit. sit and h 110 stand

LINEAR TOP : w 138 x d 50 x Th.1,8 cms>positioned at h 73 posit. sit and h 110 stand

LINEAR TOP : w 118 x d 64,5 x Th.1,8 cms>positioned at h 73 posit. sit

ANGULAR TOP : w 138 x d 138 x Th.1,8 cms>positioned at h 73 posit. sit

DESCRIPTION:

The tops are made of 18-mm-thick mdf coated with pvc with soap shaped edge (operator side).

The tops are equipped with supporting steel beam, section 20x30mm, thickness 1,5 mm and L-shape stirrups, thickness 4 mm.

The fixing to the supporting brackets is performed by screws with metric pitch put inside matching threaded bushes in zamak.

The tops are available in the following finishes:

GREY ELM 12, BROWN ASH 52, BLACK 56, WHITE 68.





FREESTANDING DESKS

DIMENSIONS:

SHELF : w 138 x d 24,8 x Th.1,8 cms

LINEAR TOP : w 138 x d 49,3 x Th.1,8 cms

DESCRIPTION:

The tops are made of 18-mm-thick mdf coated with pvc with soap shaped edge (operator side).

The tops are equipped with supporting steel structure, section 40x25 mm, thickness 1,5, painted with epoxy powders in the colors: black and white.

The fixing to the supporting structure is performed by screws with metric pitch put inside matching threaded bushes in zamak.

The tops are available in the following finishes:

GREY ELM 12, BROWN ASH 52, BLACK 56, WHITE 68.

COMPLEMENTS -ACCESSORIES

DIMENSIONS:

TABLE:

w 80 x d 80 x Th.1,8 cms>> h 73

w 80 x d 50 x Th.1,8>> h 73

COFFEE TABLE:

w 80 x d 80 x Th.1,8 cms>> h 45

w 80 x d 50 x Th.1,8 cms>> h 45

SATELLITE TABLE :

w 40 x d 40 x Th.1,8 cms>> h 66

DESCRIPTION:

The tops are made of 18-mm-thick mdf coated with pvc with soap shaped edge.


They are available in the following finishes GREY ELM 12, BROWN ASH 52, BLACK 56, WHITE 68.

-- the TABLE and the COFFEE TABLE are equipped with a leg, diameter 70 mm with base plate in metal 500x500mm, 6 mm thick.



-- the SATELLITE TABLE has a rotating arm made of steel tube, section 50x15mm, thickness 2 mm.












The fixing of the tops to the supporting brackets is performed by screws with metric pitch put inside matching threaded bushes in zamak.

The tables can be assembled to the base of the sofa or pouf.



DIMENSIONS



UPHOLSTERY	FEATURES	SOFAS	DIVIDING PANELS
Poli			
Ecopelle			
Crepe			
Stretch		■	■
Melange		■	
Trevi		■	
Lana		■	■
Lana double-colors		■	
Crazy by Flukso			
Chili by Gabriel		■	
Taylor by Flukso		■	
Go Check by Gabriel		■	
Crisp by Gabriel		■	
Pelle			
Customer fabric		■	



USE AND MAINTENANCE

GENERAL INFORMATION

Do not expose the seating to direct sunlight and keep it at least 30 cm from any heat source;
Do not sit with abrasive accessories, sharp objects in your pocket or jacket (keys, buttons, zippers, etc.) that may damage the fabric.
Fabrics can fade. It may happen that under certain circumstances, colored clothes or jeans may stain the upholstery.
Furthermore, the light colors of the fabrics and leathers are more susceptible to getting dirty.
Choose the correct wheels for the type of floor on which the chair will be used.
Rigid wheels on carpets or rugs (TYPE H) Soft wheels on hard ground: marble, tiles, ... etc.
Wheels should be cleaned from time to time with gauze to remove fluff and dust.

USE

This product is for indoor use only. The chair must be used in compliance with the aim for which it has been projected (office swivel chair) and with diligence. Improper use (e.g. climbing the chair with feet) may cause instability, falling down and/or serious injury to persons and objects.
Do not modify the chair in a way that could compromise its stability. Gas column substitution or reparation must be performed by trained staff only.

CLEANING AND MAINTENANCE

As a general rule, we recommend using cleaning products that do not harm the environment.
Follow the manufacturer's instructions for cleaning products.
Before cleaning stains, try, as far as possible, to perform a test on a hidden area.

FABRICS

POLI - CREPE - TREVI - STRETCH - MELANGE – LANA - CRISP

For normal maintenance and cleaning, use the vacuum cleaner with smooth spout regularly, don't brush.

TAYLOR F.R.

Use the smooth spout vacuum cleaner regularly without brushing.

Immediately remove food residues and any oil, milk and drink stains.

Dab quickly with absorbent paper and brush gently with water and neutral soap or 20% water and alcohol solution. GENERAL WARNINGS

The remedies indicated are effective in 90% of cases. The lack of timeliness in the action makes the cleaning less effective, resulting in the permanence of halos.

GO CHECK – CHILI - RETE ROUND – RETE BREAK – RETE GABRIEL

Use the smooth spout vacuum cleaner regularly without brushing. Immediately remove food residues and any oil, milk and drink stains.

Dab quickly with absorbent paper and wipe gently with water and neutral soap using a clean white cotton cloth.

ECOPELLE - CRAZY

Immediately absorb the stain with absorbent paper, then wipe with a damp cloth and neutral soap.

Dry immediately after treatment. Do not rub, but dab gently from the edges towards the center of the stain. Repeat the operation if necessary.

Absolutely avoid the use of products containing any type of solvents, bleaches, alcohol, chemical detergents and polishing sprays.

PELLE (REAL LEATHER)

Possible leather scratches and marks are not to be considered imperfections but a guarantee of its quality and authenticity.

Slight differences between dyeing lots are considered normal. For a normal cleaning, sprinkle with a soft, dry white cloth.

Any stains can be removed using a white cloth dampened with water and neutral soap.

After cleaning carefully, pass a damp cloth soaked in water, so as to remove any residue of detergent.

Dry immediately after treatment. Do not rub, but dab gently from the edges towards the center of the stain.

Do not dry in direct sunlight or with hair dryer.

METALS (STEEL OR ALUMINIUM)

To preserve the brilliant Chrome finish, regularly wipe with a soft clean cloth using only mild soap and water.

Do not use solvents or acids. Dry with a dry cotton cloth.

Polished aluminium undergoes a natural oxidation process, any stains can be removed using a soft wax suitable for metals.

PLASTIC MATERIAL

For normal maintenance and cleaning use a soft clean cloth with water and neutral soap.

Dry with a cotton cloth. Avoid using solvents.

PHASING OUT AND DISPOSAL OF THE PRODUCT

- At the end of their life cycle, the materials must not be left lying around in nature but consigned to the authorised disposal centres.



WARRANTY

The original buyer of LAS MOBILI s.r.l. chair unit is covered by a 5 (five) year warranty , starting from the day of purchase, with the following exceptions.
Exposed parts such as:

Covering warranty 3 (three) years

Padding warranty 2 (two) years

The LAS MOBILI s.r.l. warranty is expressly restricted to the replacement of parts and components of the chair.

For all other aspects consult the current price list

LAS MOBILI s.r.l.

Via dell'Industria, 81
64018 Tortoreto (TE) – Italy
Tel. +39 0861 7831
Fax +39 0861 786851
las@las.it – www.las.it

Since the Company is constantly committed to the improvement of its products, all descriptions, dimensions, indications etc. shown on this sheet are to be considered indicative. They can therefore be subject to change without notice and without this implying any responsibility on our part or that of our dealers.